

GERMAN
POOL



德國寶

Electronic Body Scale
人體電子磅

ESB-115



在使用之前請詳細閱讀「使用說明書」及「保用條款」，並妥為保存。

Please read these instructions and warranty information carefully before use and keep them handy for future reference.

使用說明書 USER MANUAL

目錄 Table of Contents

注意事項 Notice Before Use 03

操作說明 Operating Instructions 04

清潔與保養 Care & Maintenance 05

常見故障及處理 Troubleshooting 05


技術規格 Technical Specifications 06

保用條款 Warranty Terms & Conditions 07

注意事項 Notice Before Use


1. 為了使您更好的使用本產品，我們建議您認真閱讀本說明書，並妥善保存以供參閱。
 2. 本產品只供家庭測量體重，不可用於商業或其他用途。
1. In order to ensure you have a better understanding of the product, we recommend that you read the manual carefully and retain it for reference.
 2. This scale is only used in household for body weight measurement, and not for commercial or other use.

⚠ 注意事項 Warning !

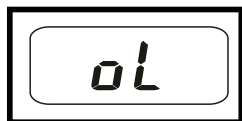


- 請勿濕腳磅重，謹防滑倒。
 - 當玻璃平台被弄濕後會變得很滑，所以必需要保持玻璃平台乾燥。
- Do not weigh with wet feet. Beware of slipping.
 - The glass platform will be slippery when it is wet. Keep the glass platform dry.

⚠ 注意事項 Warning !

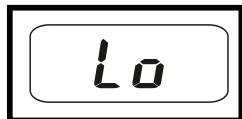


- 請勿踩踏磅秤邊緣，謹防滑倒。
 - Do not step on the edge of the scale. Beware of slipping.
- 受力不均勻 (X)
 - Uneven weighing on the scale (X)



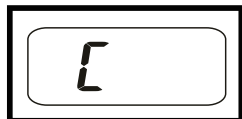
超載指示：磅秤超載，必須立刻從產品上下來，以免損害產品。（產品最大載重量已列明在產品背面）。

Overload Indication: Scale overloaded. Step off from the scale to avoid damages to the product itself. (Max weight capacity is indicated on the scale).



低電量指示：如果電池電壓低於 $2.4V \pm 0.2V$ ，屏幕上會顯示“Lo”。請更換新的電池。

Low Battery Indication: If the voltage of battery is lower than $2.4V \pm 0.2V$, the screen will display "Lo". Replace new batteries.



重新測試：如當你從磅秤下來時屏幕上顯示“C”，這意味著測試發生了錯誤。請重新測量你的體重。

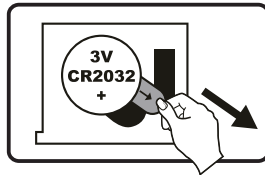
Re-Test: Displaying "C" when you step off the scale means that an error has occurred. Re-measure your weight again.

操作說明 Operating Instructions

1. 在使用本產品前，必須卸下電池的塑料保護膜。

- 本產品包含一枚3V (CR2032) 的鋰電池。
- 使用螺絲刀開啟磅秤背面的電池盒，輕輕把保護膜拔掉。
- 蓋上電池蓋。

警告：如果長時間不使用本產品，建議您取出電池後保存。



1. Removing the plastic tab from the battery before using the scale

- The scale includes one 3V lithium battery (CR2032).
- Remove the screw and open the battery compartment on the back of the scale. Gently pull out the plastic tab to activate the battery.
- Close the battery compartment.

Warning: If you are not using the product for a long time, we recommend that you remove the battery.

2. 位置擺放


將磅秤放置於平整、牢固的地面使用。

2. Placing the scale

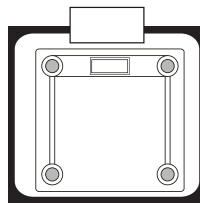
Put the scale on a flat and rigid ground before use.

3. 產品使用

- 站在磅秤面上，磅重過程中請保持靜止不動，直至顯示屏上的數值穩定。
- 屏幕會閃爍3次，然後數值會被鎖定。屏幕上顯示的數值便是您的體重。
- 如果你想再次測量，請從磅秤下來，然後重新站在上面。



- 磅秤使用後會自動關機。



3. Using the scale

- Step on the scale. Please remain stationary until your weight shown on the display is stable.
- The screen displays your weight value. It flashes for 3 times and is then locked. The value is then your body weight.
- If you want to measure again, step down from the scale and then step back on it.
- Scale will automatically shut down after no use for a while.

清潔與保養 Care & Maintenance

1. 除更換電池外，請勿私自拆卸本機，本機內部沒有任何可供維修之零件。不恰當的處理會導致產品損壞。
 2. 如長期不使用本機，請將電池取出後保存。
 3. 使用後，請使用已扭乾的濕布清潔磅秤，嚴禁使用具有腐蝕性的溶劑或將磅秤浸入水中。
 4. 請避免大力撞擊或將本機拋落在地上。本機為精密儀器，請小心使用。
 5. 如果顯示屏顯示錯誤信號或產品在長時間沒有使用的情况下也不關機，請取出電池，等待~3秒，然後重新安裝電池。如果您無法解決問題，請聯繫德國寶維修中心或授權經銷商。
1. Other than replacing batteries, do not dismantle the scale, the scale does not have any replaceable parts. Improper handling may result in damage to the product.
 2. If not using the product for a long time, we recommend that you remove the battery.
 3. After use, clean the scale with a damp cloth and avoid water getting inside the scale. Do not use any kinds of chemical/corrosive solvents or immerse the product into water/solvent.
 4. Avoid ramming or throwing the product down on the ground. Handle the scale with care as it is a precision instrument.
 5. If there is an error message showing on the display or the scale does not turn off for a long period of time, please take out the battery and wait for ~3 seconds. Install the battery back to the scale. If you cannot resolve the problem, please contact German Pool Repair Centre or an authorized dealer.

常見故障及處理 Troubleshooting

- 如產品沒法啟動

請檢查電池是否正確安裝或電能是否足夠。如有需要，請重新插入或更換電池。

- If the scale fails to power on

Please check whether the battery is installed properly or it has run out of power. Insert or replace a new battery if necessary.

技術規格 Technical Specifications

型號 Model	ESB-115
高精準的STRAIN GAUGE稱重技術 High-precision STRAIN GAUGE weighing technology	有/YES
節能液晶顯示屏幕 Energy-saving LCD screen	有/YES
自動開關機功能 Auto on/off function	有/YES
自動零點重設 Auto zero resetting	有/YES
低電量顯示 Low Power Indication	有/YES
超載指示 Overload Indication	有/YES
最大磅重量 Maximum weighing capacity	150kg / 330lb
磅重量範圍 Loading range	5kg (11lb) ~ 150kg (330lb)
稱量刻度 Weight Graduation	100g , 0.21b
誤差 Weight Deviation	±0.75%+ID
適用環境 (溫度) Operation temperature	10-40 °C
淨重 Net Weight	1.5kg
電源 Battery	1枚3V CR2032電池 (附送) 1 x 3V lithium battery (CR2032) (included)

產品規格及設計如有變更，恕不另行通知。
Specifications are subject to change without prior notice.

中英文版本如有出入，一概以中文版為準。
If there is any inconsistency or ambiguity between the English version and the Chinese version,
the Chinese version shall prevail.

本產品使用說明書以 www.germanpool.com 網上版為最新版本。
Refer to www.germanpool.com for the most up-to-date version of the Operating Instructions.

請填妥以下空格並與發票一併保存，以便維修時核對資料。用戶提供本公司之所有資料必須正確無誤，否則免費保用將會無效。
Please fill out the form below. This information and the purchase invoice will be required for any repairs. Warranty will be invalid if information provided is found to be inaccurate.

型號 Model No. : **ESB-115**

機身號碼 Serial No. : _____ 發票號碼 Invoice No. : _____

購買商號 Purchased From : _____ 購買日期 Purchase Date : _____

保用條款

此保用提供德國寶產品之機件在正常使用下壹年保用，以及攪拌刀片永久保用(自購買日起計算)。

* 貴戶須在購機十天內，以下列其中一種方式向本公司登記資料，保用手續方正式生效：

- 1) 填妥本公司網頁內之保用登記表格
www.germanpool.com/warranty。
- 2) 填妥保用登記卡，並連同購機發票傳真至客戶服務部。

1. 未能出示購買發票正本者，將不獲免費維修服務。
2. 用戶應依照說明書的指示操作。本保用並不包括：
 - 上門安裝、檢驗、維修或更換零件之人工以及一切運輸費用；
 - 因天然與人為意外造成的損壞(包括運輸及其他)；
 - 果汁杯、任何塑膠附件及輔助裝置；
 - 電源接合不當、不依說明書而錯誤或疏忽使用本機所引致之損壞。
3. 於下列情況下，用戶之保用資格將被取消：
 - 購買發票有任何非認可之刪改；
 - 產品被用作商業或工業用途；
 - 產品經非認可之技術人員改裝或加裝任何配件；
 - 機身編號被擅自塗改、破壞或刪除。
4. 總代理有權選擇維修或更換配件或其損壞部份。
5. 產品一經被轉讓，其保用即被視作無效。

客戶服務及維修中心

德國寶(香港)有限公司
香港九龍紅磡暢通道 1 號
中旅貨運物流中心8樓
電話：+852 2333 6249
傳真：+852 2356 9798
電郵：repairs@germanpool.com

Warranty Terms & Conditions

Under normal operations, the product will receive a 1-year full warranty and the blade therein a lifetime warranty provided by German Pool (effective starting from the date of purchase).

* This warranty is not valid until Customer's registration information is returned to and received by our Service Centre within 10 days of purchase via one of the following methods:

- 1) Visit our website and register online:
www.germanpool.com/warranty.
- 2) Complete all fields on the attached Warranty Card and fax it back to our Customer Service Centre along with the purchase invoice.

1. Customer who fails to present original purchase invoice will be disqualified for free warranty.
2. Customer should always follow the operating instructions. This warranty does not apply to:
 - labour costs for on-site installation, check-up, repair, replacement of parts and other transportation costs;
 - damages caused by accidents of any kind (including transport and others);
 - blender jar, plastic parts and accessories;
 - operating failures resulted from incorrect voltage, improper operations and unauthorized installations or repairs.
3. This warranty is invalid if:
 - purchase invoice is modified by unauthorized party;
 - product is used for any commercial or industrial applications;
 - product is repaired or modified by unauthorized personnel, or unauthorized parts are installed;
 - serial number is modified, damaged or removed from the product.
4. German Pool will, in its discretion, repair or replace any defective part.
5. This warranty will be void if there is any transfer of ownership from the original purchaser.

Customer Service & Repair Centre

German Pool (Hong Kong) Limited
8/F, China Travel (Cargo) Logistics Centre
1 Cheong Tung Road
Hung Hom, Kowloon, Hong Kong
Tel : +852 2333 6249
Fax : +852 2356 9798
Email : repairs@germanpool.com

此保用只適用於香港

This warranty is valid only in Hong Kong

GERMAN
POOL



德國寶

德國寶(香港)有限公司 German Pool (Hong Kong) Limited

中國香港

Hong Kong, China

香港九龍土瓜灣馬頭角道116號

新寶工商中心2期113號室

Room 113, Newport Centre Phase II, 116 Ma Tau

Kok Road, Tokwawan, Kowloon, Hong Kong.

電話 Tel: +852 2773 2888

傳真 Fax: +852 2765 8215

中國內地

Mainland China

廣東省佛山市順德區

大良南國東路德順廣場三層

3/F, Takshun Plaza, Nanguo East Road,

Shunde, Foshan, Guangdong

電話 Tel: +86 757 2980 8308

傳真 Fax: +86 757 2980 8318

中國澳門

Macau, China

澳門宋玉生廣場263號

中土大廈15樓I座

Alameda Dr. Carlos D'Assumpcao No. 263,

Edif. China Civil Plaza, 15 Andar, I. Macau

電話 Tel: +853 2875 2699

傳真 Fax: +853 2875 2661



香港名牌十年成就獎
HONG KONG TOP BRAND TEN YEAR
ACHIEVEMENT AWARD



香港卓越名牌
HONG KONG
PREMIER BRAND



中小企業
最佳拍檔大獎



© 版權所有。未獲德國寶授權，不得翻印、複製或使用本說明書作任何商業用途，違者必究。

© All rights reserved. Copying, reproducing or using the contents of this manual is not allowed without prior authorization from German Pool, violators will be prosecuted.

www.germanpool.com