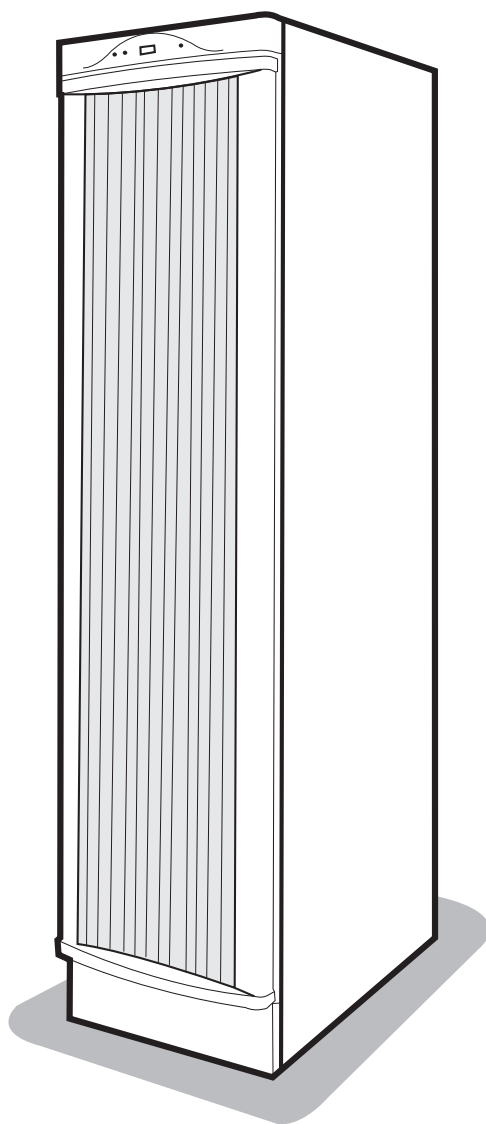


GERMAN POOL 德國寶

OZONE 高溫消毒櫃  
OZONE SANITIZING SYSTEM

OZ-280



在使用之前請詳細閱讀「使用說明書」及「保用條例」，並妥為保存。

Please read these instructions and warranty information carefully before use and keep them handy for future reference.

使用說明書 OPERATING INSTRUCTIONS

## 目錄 Table of Content

---

一、產品特點 Product Features .....	2
Ozone 殺菌 O <sub>3</sub> Disinfection.....	2
徹底消毒 Powerful Sanitization .....	2
無污染 Contaminant Free .....	2
PTC 加熱 PTC Heating .....	2
智能控制 Digital Control.....	3
雙模式選擇 Double-Mode Control.....	3
用途廣泛 Wide Range of Use .....	3
安全節能 Safe & Energy-Efficient .....	3
二、產品結構 Product Structure .....	4
A. 主機 Main Body .....	4
B. 操作面板 Control Panel.....	4
三、安裝及操作 Installation & Operating Procedures .....	5
「臭氧」模式流程圖 “Disinfection Only” Mode.....	6
「臭氧+高溫」模式流程圖 “Disinfection & Heating” Mode .....	6
四、注意事項 Caution .....	7
五、技術規格 Technical Specifications .....	7
保用條款 Warranty Terms & Conditions.....	8

---

在使用前請詳細閱讀「使用說明書」及「保用條款」，並妥為保存。

Please read these instructions and warranty information carefully before use and keep them handy for future reference.

## 一、產品特點 **PRODUCT FEATURES**

### **Ozone 殺菌 $O_3$ Disinfection**

德國寶 OZONE 高溫消毒櫃採用高效的  $O_3$  離子製造器，可於短時間內釋放原子態氧，借助強大的氧化作用，破壞細菌、病毒和其他微生物的生物結構，使之失去生存和繁殖的能力，從而阻斷病原體的傳播和對人體的感染，有效地殺滅大腸桿菌、蠟桿菌、巨桿菌、痢疾桿菌、傷寒桿菌、流腦雙球菌、金黃色葡萄菌、沙門氏菌以及流感病毒、肝炎病毒等多種微生物。經測試，殺菌率達 98%。

German Pool Ozone Sanitizing System (OSS) is equipped with a powerful ozone generator. Ozone emitted within the system can effectively kill and neutralize up to 98% bacteria, viruses, pathogens, mold and other microorganisms.

### **徹底消毒 Powerful Sanitization**

本產品利用臭氧消毒技術，不但保持了紫外線對衣物表面的殺菌功能，而且還彌補了紫外線殺菌不夠徹底的弊病。由於臭氧為彌漫氣體，消毒無死角，故此消毒殺菌效果更為良好。

Thanks to the state-of-the-art ozone technology, OSS sanitizes and deodorizes garments by having ozone gas penetrate and attack contaminants not only on fabric surface but also within them.

### **無污染 Contaminant Free**

臭氧在一定濃度下可迅速殺滅水中和空氣中的細菌，然後自行還原成氧氣，因此不會殘留任何痕跡或造成二次污染。這是一般化學製劑無法做到的，故 Ozone 臭氧又被稱為臭氧「綠色環保元素」。

Under high concentration within the air-tight sanitizing system,  $O_3$  gas kills microorganisms contained in garments. It produces no contaminant nor does it leave any odor after treatment.

### **PTC 加熱 PTC Heating**

採用 PTC (Positive Temperature Coefficient) 加熱體高溫消毒技術，與臭氧相結合，消毒效果更為徹底。PTC 加熱體，具有恆溫發熱、無明火、熱轉換率高、安全節能、受電源電壓影響極小、自然壽命長等優點。此外，產品採用迴圈風機供風，可將臭氧和熱力均勻傳遞，對消毒櫃內的物品進行全面的乾燥、殺菌、消毒。

In addition to Ozone disinfection, German Pool Ozone Sanitizing System extends its sanitization power by utilizing high heat through the state-of-the-art Positive Temperature Coefficient (PTC) technology. Combined with internal circulating engine, high heat and ozone together offers the best sanitization result.

### **智能控制 Digital Control**

採用微電腦晶片智能操作，溫度、殺菌、消毒、除臭、乾燥等功能全部一鍵式控制，操控簡易方便。

OSS control panel is fully digital. Temperature and ozone levels are set to the optimum through a simple press of a button.

### **雙模式選擇 Double-Mode Control**

設有單獨臭氧消毒模式和加熱臭氧消毒乾燥兩種模式供用戶選擇，滿足不同需要。

According to different needs, OSS provides two one-touch modes for selection. User can choose between “Disinfection only” mode and “Disinfection + Heating” mode.

### **用途廣泛 Wide Range of Use**

內膽採用環保工程塑料製造，外殼則採用彩鋼板配合弧形玻璃門設計，外觀簡潔時尚，適合各類型家居、辦公室、酒店、會所、商業或公眾設施等安裝以作殺菌消毒、保潔除潮之用途。

Inner compartment is constructed of eco-friendly materials. Outer shell is made of steel panels with sturdy glass door. It is suitable for use in domestic home, office, hotel, club, commercial and public settings.

### **安全節能 Safe & Energy-Efficient**

內膽與外殼之間特設保溫發泡層，能保持櫃內溫度穩定之餘，亦有助節約能源。此外，系統採用多段溫度控制及風扇轉速檢測裝置，安全性能可靠。

Insulating foam fillings ensure stable temperature within system and thus can effectively save energy. Multiple tiers of temperature and extraction speed detection device further guarantee its safety.

## 二、產品結構 PRODUCT STRUCTURE

### A. 主機 Main Body

玻璃門	Glass System Door
掛桿	Hanging Rod
層隔	Shelves
操作面板	Control Panel

### B. 操作面板 Control Panel



「臭氧+高溫」鍵	“OZONE + HEAT” Button
「臭氧」鍵	“OZONE” Button
電源指示燈	Power Indicator
狀態顯示燈	Progress Indicators
消毒指示燈	Disinfection Mode Indicator
加熱指示燈	Heating Mode Indicator
「電源開關」鍵	“POWER” Button

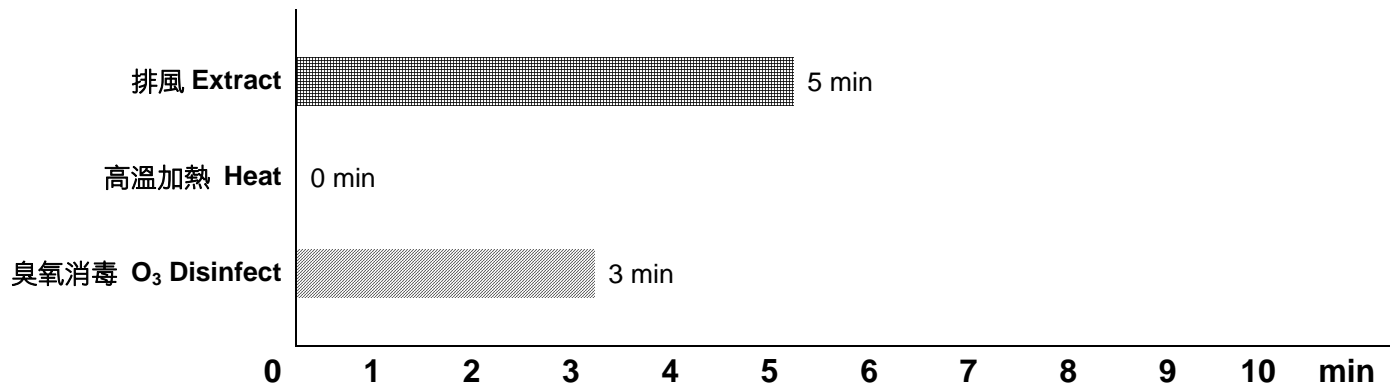
### 三、安裝及操作 INSTALLATION & OPERATING PROCEDURES

1. 放置消毒櫃時，背板後應預留適量空間以作排風
  2. 調校地腳高度，使櫃身保持平穩
  3. 利用消毒櫃配備之原裝電源線接上電源
  4. 打開櫃門，將衣物、毛巾掛於掛桿或放置於層隔上\*，然後把門關上  
\*注意：最下一層之層隔以下不得放置任何物件
  5. 按【電源開關】鍵接通電源，電源指示燈會亮起
  6. 選擇按鍵啟動操作：
    - a. 【臭氧】鍵 —  
按下此鍵，系統會按照預設之「臭氧」程式單獨進行臭氧消毒程序，**消毒指示燈**亮起
    - b. 【臭氧+高溫】鍵 —  
按下此鍵，系統會按照預設之「臭氧+高溫」程式，同一時間進行臭氧消毒和高溫加熱程序，**消毒指示燈**和**加熱指示燈**會亮起
  7. **狀態顯示燈**會隨著工作時間，由 0%至 100% 逐一亮起，當整個消毒程序結束後，所有**狀態顯示燈**會全部亮著
  8. 待消毒櫃完全停止運作後(即所有**狀態顯示燈**亮著)，便可取出衣物
1. When installing system, make sure that sufficient amount of space is reserved for ventilation
  2. Adjust the height of supporting legs until system is in level position
  3. Connect power
  4. Open system door. Hang garments over the hanging rod or place them on the shelves. Then close system door  
\* Note: Do not place anything in the space under the lowest shelf
  5. Press "POWER" button to connect power. Power indicator will light up.
  6. Select button to start operation:
    - a. "OZONE" button –  
Press this button to operate system under "Disinfection only" mode. **Disinfection Mode Indicator** will light up
    - b. "OZONE + HEAT" button –  
Press this button to operate system under "Disinfection & Heating" mode. **Disinfection Mode Indicator** and **Heat Mode Indicator** will light up at the same time
  7. **Progress Indicators** will gradually light up in order to indicate the progress of the sanitizing process, from 0% to 100%.
  8. Take out garments when operation is completely finished (all **Progress Indicators** light up)

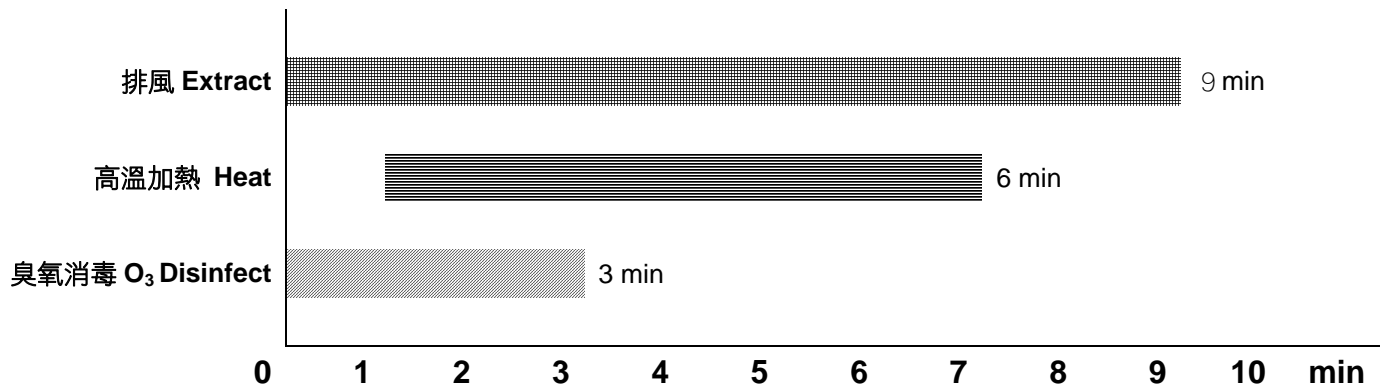
操作結束後，避免接觸櫃內仍有餘熱之金屬部件，以防燙手。

When operation is over, interior may still be hot. Be careful not to touch any metal parts in the system.

### 「臭氧」模式流程圖 “Disinfection Only” Mode



### 「臭氧+高溫」模式流程圖 “Disinfection & Heating” Mode



## 四、注意事項 CAUTION

- 操作進行時，切勿將消毒櫃門打開
- 櫃門打開後，電源開關按鈕會無效，消毒櫃將無法啟動操作直至櫃門被關上
- 消毒櫃不可於過度潮濕、高溫或有易燃氣體之環境裡操作
- 消毒櫃內不應放置任何非衣物物品（如牙膏、洗髮水等）
- 消毒櫃的插座必須要有良好的地線，其額定電流不可低於 10A
- 如保險絲熔斷後，必須使用相同規格之保險絲作出更換
- 若長時間不使用消毒櫃時，請拔下電源插頭
- 消毒櫃如有故障或電源線需更換，必須請合資格之專業維修人員進行，切勿自行維修
- 清潔時可用中性的清潔產品拭抹，再用乾布抹淨。請勿使用汽油、酒精、熱開水清洗
- 切勿用水直接噴洗或沖洗櫃身，以防漏電
- Do not open system door any time during operation
- Power button will be deactivated when system door is open. System cannot start operation until the door is closed
- System should never be exposed in any environment with high humidity, high temperature or contains inflammable gas
- Non-garment items are not allowed in the system during operation
- Power outlet must have a ground (earth). Its rated current should not be lower than 10A
- Replace any burnt fuse with a new one of the same specifications
- If system is not going to be used for an extended period of time, unplug the power
- Please hire a licensed technician for repair or replacement of power cords
- Clean system with mild soap and then wipe with a dry towel. Do not use gasoline, alcohol, hot water to clean system
- Do not spray water onto the system body

## 五、技術規格 TECHNICAL SPECIFICATIONS

型號 Model	OZ-280
電壓 Voltage	220 V / A. C.
頻率 Frequency	50 Hz
電流 Current	6.4 A
臭氧量 Ozone Level	1000 mg/h
功率 Power	1245 W
容量 Capacity	280 L
尺寸 Dimensions	(H) 1785 (W) 400 (D) 650 mm
淨重 Net Weight	41 kg

註：本表列出之規格數據只供參考，如有技術上之更改，恕不另行通知

Note: Above specification data is for reference only and is subject to change without prior notice



## 保用條款 WARRANTY TERMS & CONDITIONS

請填妥以下控格並與發票一併保存，以便維修時核對資料。用戶提供本公司之所有資料必須正確無誤，否則免費保用將會無效。

Please fill out the form below. This information and the purchase invoice will be required for any repairs. Warranty will be invalid if information provided is found to be inaccurate.

型號 Model No.: OZ-280

機身號碼 Serial No.: \_\_\_\_\_

發票號碼 Invoice No.: \_\_\_\_\_

購買商號 Purchased From: \_\_\_\_\_

購買日期 Purchase Date: \_\_\_\_\_

此保用提供德國寶產品之機件在正常使用下壹年保用(自購買日起計算)，但不包括安裝、維修、雪種、保養及更換零件之人工或其他費用。

Our Repairs & Customer Service Centre will provide rectification of any defect of manufacturing materials free of charge given that such defect is reported within 12 months from date of sale.

貴戶須在購機十天內，以下列其中一種方式向本公司登記資料，保用手續方正式生效：

1) 填妥本公司網頁內之保用登記表格

[www.germanpool.com/warranty](http://www.germanpool.com/warranty)

2) 填妥保用登記卡，並連同購機發票之副本一併郵寄到維修及客戶服務部(本公司將不發還發票副本或登記卡)

This warranty is not valid until Customer's registration information is returned to and received by our Service Centre within 10 days of purchase via one of the following methods:

1) Visit our website and register online:

[www.germanpool.com/warranty](http://www.germanpool.com/warranty)

2) Complete all fields on the attached Warranty Card and mail it back to our Repairs & Customer Service Centre along with a photocopy of the purchase invoice.

(Warranty Card and invoice copy will not be returned to Customer)

\* 此保用不包括：燈泡及塑膠配件；因意外而造成的損壞(包括運輸及其它)；任何附件及輔助裝置；以及一切因人為、電源接合不當、不依說明書而錯誤或疏忽使用本機、經非本公司認可之安裝及不適當維修等等所引致之損壞。

\* Customer should always follow the operating instructions. This warranty does not apply to: replacement of accessories and parts; damages caused by incorrect voltage, improper operations, unauthorized installation or repairs as well as accidents.

\*\* 保用只在香港、九龍、新界區有效，東湧、愉景灣及離島，需額外收取交通費用。

\*\* Service area includes Hong Kong Island, Kowloon and New Territories. Repairs in Tung Chung, Discovery Bay or other areas are subject to extra service charge.

中英文版本如有出入，一概以中文版為準

If there is any inconsistency or ambiguity between the English version and the Chinese version, the Chinese version shall prevail.

**GERMAN**  
POOL



**德國寶**

德國寶 (香港) 有限公司 German Pool (Hong Kong) Limited

香港九龍土瓜灣馬頭角道116號新寶工商中心高層地下2-3號室  
Room 2 & 3, Upper Ground Floor, Newport Centre  
116 Ma Tau Kok Road, Tokwawan, Kowloon, Hong Kong

電話 (Tel) :  
+852 2333 6245  
+852 2773 2888

傳真 (Fax) :  
+852 2765 8215  
+852 2365 6009

電郵 (E-mail) :  
info@germanpool.com

© 版權所有。未獲本公司授權，不得翻印、複製或使用本單張作任何商業用途。

© All rights reserved. Copying, reproducing or using the contents of this leaflet is not allowed without prior authorization from German Pool.

[www.germanpool.com](http://www.germanpool.com)