




流線型暖風機

Model:DWF2001A

操作說明書
INSTRUCTION MANUAL

READ AND SAVE THIS INSTRUCTION
請詳細閱讀並保留此說明書



DWF2001A

Please read these instructions carefully and keep for future reference.

IMPORTANT INSTRUCTIONS:

When using electrical appliances, basic precautions should always be followed to reduce the risk of fire, electrical shock, burns, and other injury, including the following:

Study this instruction manual carefully before using the product.

Remove the unit from its packaging and check to make sure it is in good condition before using.

Do not let children play with parts of the packing (such as plastic bags)

Check the household voltage to ensure it matches the heater's rated specification.

Check the power cord and plug carefully before use to make sure that they are not damaged.

Before unplugging the power cord, be sure to turn off the power. When touching the unit be sure your hands are dry to prevent from electric shock.

Do not use near or point the heater to furniture, curtains or other inflammable objects. Keep combustible materials, such as furniture, pillows, bedding, papers, clothes, and curtains at least 3 feet (0.9m) from the front of the heater and keep them away from the sides and rear.


Do not block air intakes or exhaust in any manner to prevent a possible fire.

Not intended for use by children, infirm persons or invalids without supervision.

- 1. Always unplug heater when not in use.
- 2. Prevent water from getting into the housing of the heater during operation or in storage. Always store in dry area with no moisture.
- 3. Do not use in places where there are gas, paint or other inflammable goods and objects.
- 4. This heater is not intended for use in bathrooms, laundry areas and similar indoor locations. Never locate the heater where it may fall into a bath tub or other bodies of water.
- 5. Do not run the cord under carpeting. Do not cover cord with throw rugs, runners, or the like. Arrange cord away from traffic area and where it will not be tripped over.
- 6. Do not use on soft surfaces, like a bed, where openings may become blocked.
- 7. Use this heater only as described in this manual. Any other uses not recommended by the manufacturer may cause fire, electric shock, or injury to persons and may void warranty.
- 8. Avoid the use of an extension cord because the extension cord may overheat and cause a risk of fire. However, if you have to use an extension cord must be No. 14 AWG minimum size and rated not less than 2500 watts.
- 9. Do not use outdoors.
- 10. If the supply cord is damaged, it must be replaced by the manufacturer or its service agent or a similarly qualified person in order to avoid a hazard.
- 11. To avoid hazard, do not operate any heater with a damaged cord or plug or after the heater malfunctions, has been dropped or damaged in any manner.
- 12. The heater must not be located immediately below a socket-outlet.
- 13. Do not use this heater in the immediate surroundings of a bath, a shower or a swimming pool.
- 14. Young children should be supervised to ensure that they do not play with the appliance.

KNOW YOUR FAN HEATER

Power indicator
Heat select Switch
Temperature Controlling



ELECTRICAL CONNECTION

Before inserting the plug in an electrical outlet, check carefully to make sure that the voltage in your home's electrical system matches the voltage indicated on the appliance and that the socket and main feed are of a size sufficient to power this appliance

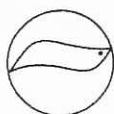
TEMPERATURE CONTROLLING:



Rotate the (Room) cycleprotector knob can control the temperature in a range of 0 C - 45 C. Rotate the angle in a clockwise direction become larger, presetted temperature become higher. When the room temperature reach the presetted value, the unit will turn off automatically. When the room temperature below presetted value the unit will operate in heating mode to keep the presetted temperature.

Heat Switch Functions:

Functions are selected by turning rotary switch to the desired position.



OFF

FAN

LOW

HIGH

OFF Will turn the unit off.

FAN Fan only operation

LOW Provides 1000 watts heat output operation.

HIGH Provides 2000 watts heat output operation.

SECURITY SYSTEM

- In the event of abnormal overheating, a safety device shuts down the appliance remove the plug from the socket and let the appliance cool down for at least 20 minutes. put the plug in the socket and switch the heater on.
- If you still notice the same defect above mentioned, remove the plug from the socket and have the appliance serviced by authorized service personnel only.

MAINTENANCE

- The appliance only needs regular cleaning on the outside.
- Before you clean the appliance, switch the heater off, remove the plug from socket and wait until the heater cooled down.
- Use a damp cloth to wipe off the fan heater housing.
- Do not use water, detergents, abrasive cleaning liquids or chemical agents (Alcohol, Gasoline etc...) to clean the appliance.

SPECIFICATIONS

Model No	DWF2001A
Voltage	220 - 240 V
Frequency	50Hz
Output Power (W)	2000
Electric Current (A)	8.7
Dimensions (mm)	203 x 280 x 154
Net Weight	1.52 kg


重要指引

使用電器產品時，應遵照以下基本安全預防措施，以減低發生火警、觸電、灼傷及其他損傷：

- 1) 使用此產品前請先詳細閱讀此說明書。
- 2) 從包裝箱取出電器產品，使用前先檢查以確保產品狀態良好。
- 3) 切勿讓小童把玩包裝部件(如膠袋等)。
- 4) 檢查以確保家居供電電壓與暖風機的額定規格相符。
- 5) 使用前先檢查電源線及插蘇，確保沒有損壞。
- 5) 拔下電源線前，先確保已關掉電源。當觸及暖風機前，確保手已抹乾，避免觸電。
- 7) 切勿將暖風機放近家俱、窗簾或其他易燃物件。易燃物件例如家俱、枕頭、牀單、紙張、衣物及窗簾必需距離暖風機正面最少 3 呎 (0.9 米) 及遠離暖風機的背面和側面。
- 3) 切勿阻塞入氣位及出風位以免發生火警。
- 3) 在沒有監管情況下，小童、體弱或殘障人士均不應使用此暖風機。
- 10) 不使用時切勿接上電源。
- 11) 使用或貯存時應防止水流入機身內，並應貯存於乾燥沒有濕氣的地方。
- 12) 切勿在放有燃氣、油漆或其他易燃物件的地方使用。
- 13) 切勿在浴室、洗衣房或類似的室內地方使用，不應將暖風機放在容易掉進浴缸或水裏的位置。
- 14) 切勿將電源線走經地氈底，亦不應以地氈、圍邊等覆蓋電源線。不要將電源線放置於人流多的地方以免絆倒。
- 15) 不要放在鬆軟表面使用，如牀上，以免倒塞出入氣位置。
- 16) 本產品只能作本使用說明書所指定用途，否則可能引致火警、觸電或其他損傷及令保用失效。
- 17) 避免使用拖蘇，拖蘇可能因過熱而引起火警。如必需用拖蘇，要選用不少於 No. 14 AWG 及 2500 watts。
- 18) 不要在戶外使用。
- 19) 電源線破損時，請由總代理或具有同等資格的技術人員進行替換，以免發生危險。
- 20) 如電源線或插蘇破損，功能損壞或曾跌撞破損，請勿再開動暖風機，以免發生危險。
- 21) 暖風機不應放在插蘇位正下方。
- 22) 不要在緊接浴室、淋浴間或泳池的位置使用暖風機。
- 23) 兒童需有監管以免他們把玩暖風機

認識你的暖風機

- 1) 開關指示燈
- 2) 溫度選擇掣
- 3) 溫度控制



電源接駁

插入插蘇頭前先查看家中的供電電壓是否與暖風機所標示的電壓相符，插蘇位與插頭的大小及負荷是否符合。

溫度控制



旋轉溫度旋鈕可調校至 45°C

順時鐘方向旋轉，預設溫度會調高。
當室內溫度達至預設溫度時，暖風機會自動停止操作。當室內溫度跌低於預設溫度時，暖風機會自動重新操作以提升溫度至預設溫度。

溫度掣功能

旋轉溫度掣以選擇所需位置：



OFF	OFF	將機關掉
FAN	FAN	只是風扇操作
LOW	LOW	提供 1000 watts 熱輸出操作
HIGH	HIGH	提供 2000 watts 熱輸出操作

安全裝置

- 遇有不正常過熱情況，安全裝置會將暖風機關掉，請拔下插蘇頭，待暖風機冷卻最少 20 分鐘，然後再開機。
- 如仍然有不正常過熱情況，請拔下插蘇頭，然後送總代理或指定具有同等資格的技術人員維修。

保養

- 只需定時清潔機身外面。
- 清潔前先將機關掉，拔下插蘇頭，待機身冷卻後才清潔。
- 請用濕布揩抹清潔機身。
- 切勿用水、洗潔精、強力清潔劑或化學劑（火酒、汽油等）清潔機身。

規格

型號	DWF2001A
電壓	220-240V
頻率	50Hz
輸出功率	2000W
電流	8.7A
產品體積	203x280x154 mm
淨重	1.52 KG