


GERMAN
POOL



德國寶

SINCE 1982




全新速熱式電熱水器

舒適淋浴新革命



中央型
Central Type

3000W



花灑型
Shower Type

3000W

慳水節能花灑頭
Water-Saving Aerator
Showerhead

慳水：專用節水花灑頭，慳水高達70%#

WATER EFFICIENT: Dedicated water-saving aerator showerhead slashes water usage by as much as 70%#

慳電：3kW智能調控技術，高效加熱慳電70%#

ENERGY EFFICIENT: 3kW smart-control alternate heating reduces energy consumption by 70%#

慳位：纖薄機身設計，節省空間更慳位

SPACE-SAVING: Slim design that takes up minimal space

節能：高效節能，環保又慳錢

ECO-FRIENDLY: Less water and electricity consumption means eco-friendly and thrifty

舒適：5分鐘速熱，超長舒適沐浴體驗

COMFORTABLE: 5 minutes rapid heating creates long-lasting showering comfort

混合流量3.5L/min，升溫20°C情況下與傳統6加侖容量電熱水器運作耗電耗水量相比。

Compared with the water and energy consumption of a traditional 6-gallon capacity electric water heater under the condition of 20°C increase in water temperature with a flow rate of 3.5L/min.



RAPID FAST FLOW ELECTRIC WATER HEATER

舒適沐浴新革命 慳水慳電好拍檔

A Modern Revolution for an Eco-friendly Showering Experience

專利智能調控雙膽速熱系統

Patented for Double Inner Tanks Smart-Control Heating System

專利左右雙膽設計，分別配備3kW獨立雙加熱管，普通家庭即可安裝使用，左右分工智能加熱，熱水器即開速熱，源源不斷享受舒適熱水。


Creative double inner tanks design is equipped with two independent 3kW heating elements suitable for domestic installation and usage. Smart-control alternate heating makes rapid heating possible for a continuous supply of hot water.

快 – 5分鐘即可享受舒適淋浴

FAST – only takes 5 min to prepare for an enjoyable shower

傳統單爐膽加熱耗時長，需要消耗很多能量；智能調控雙膽速熱技術，採用獨立 3kW 雙加熱管，集中熱力優先加熱部分熱水，通過動態熱循環迅速加熱來水，5分鐘即可達到舒適淋浴水溫。

Traditional single tank heating is time and energy-consuming. The Smart-control alternate heating technology uses two independent 3kW heating elements to quickly heat up part of the water through dynamic thermal cycle. It takes only 5 minutes to bring water to a thermally comfortable temperature.



5 分鐘
min

速熱
Rapid
heating



舒適淋浴熱水
溫度
Comfortable
showering
temperature

久 – 可連續沖涼長達40分鐘*

LASTING – up to 40 min* of showering comfort

智能控溫技術，自動感應水溫變化，通過熱能轉換速熱技術，有效延長熱水供應時間，可連續沖涼長達40分鐘*，令沖涼時間更持久。

Intelligent temperature control technology detects the change in water temperature. The alternate intelligent heating enables a continuous hot water supply & lasting showering experience for up to 40 minutes*.




超長連續供應熱水
Long-lasting hot
water supply

慳 – 節能高達70%#

COST-EFFECTIVE – up to 70%# in energy saving

相比單爐膽和傳統熱水供應方式，智能速熱系統有效令熱水使用效率更高，更能減少熱能浪費，配合專用慳水花灑頭，相比傳統6加侖容量電熱水器慳電慳水高達70%#，節省更多的能源和金錢。

Compared with single tank and the traditional mode of hot water supply, the smart-control heating system could achieve a higher water conservation rate and reduction in heat loss. Together with the dedicated water-saving aerator showerhead, it slashes water and energy consumption by up to 70%# when compared with the traditional 6-gallon capacity electric water heater. The whole user experience will be more energy-efficient and cost-effective.



爽 – 3kW舒適淋浴新革命

REFRESHING - 3kW revolutionary power for showering comfort

突破住宅電力限制，只需3kW的功率就能帶給您持久舒適的沐浴體驗，專利智能調控雙膽速熱技術，左右分工智能加熱，熱效率大幅提升，有效延長供應適溫熱水時間，舒適沐浴不再受限，帶給您超爽淋浴新體驗。

Surpassing household electricity limit, it only takes 3kW of power to enjoy continuous bathing comfort. The patented smart-control alternate heating technology greatly enhances heating efficiency to render lasting supply of warm water and boundless bathing refreshment.

3000W


薄 – 超薄慳位設計

SLIM – ultra-slim space-saving design

相比傳統6加侖容量電熱水器更纖薄，機身厚度僅為21cm，為浴室節省更多空間，更省位。


Compared with traditional 6-gallon capacity electric water heaters, they offer a slimmer design (only 21cm in thickness) that takes up much less bathroom space.

厚度 Thickness
21cm



德國寶速熱式電熱水器
German Pool Rapid Fast
Flow Electric Water Heater

厚度 Thickness
30cm 以上 Above



傳統電熱水器
Traditional Electric
Water Heaters

VS

* 需配合德國寶慳水節能花灑頭使用。加熱30分鐘，入水溫度20°C，流量3.5L/min，混合水溫度40°C，出水時間40.20分鐘。
* Ought to pair with the dedicated water-saving aerator showerhead. Inlet water at 20°C with a flow rate of 3.5L/min is heated for 30 minutes. Hot water at 40°C can be continuously supplied for 40.20 minutes.

混合流量3.5L/min，升溫20°C情況下與傳統6加侖容量電熱水器運作耗電耗水量相比。

Compared with the water and energy consumption of a traditional 6-gallon capacity electric water heater under the condition of 20°C increase in water temperature with a flow rate of 3.5L/min.

速熱式電熱水器+慳水節能花灑頭

Rapid Fast Flow Electric Water Heater + Water-Saving Aerator Showerhead

慳水節能花灑頭 減少浪費 不減舒適

Less Water Consumption Without Compromising Showering Comfort

配合全新推出的慳水節能花灑頭，根據德國寶速熱式電熱水器特性度身研發設計，相比傳統6加侖容量電熱水器有效慳水高達70%[#]。通過創新空氣加壓技術，花灑流量媲美8公升/分鐘之按摩花灑頭[^]，有效延長沐浴熱水供應時間，慳水同時有效提升沐浴舒適度，享受最佳沐浴體驗。

- 8 Coupled with the new water-saving aerator showerhead, which is specially designed to be used with German Pool's Rapid Fast Flow Electric Water Heaters, it slashes up to 70%[#] of the water consumed by a traditional 6-gallon capacity water heater. The special designed aerator adopts the innovative Air Jet Compression Technology to increase water discharge to a rate that is comparable to a massaging jet (8L/min)[^], resulting in a more lasting showering experience without compromising showering comfort. It will simply enable you to spend less while enjoy more.



慳水節能花灑頭
Water-Saving Aerator
Showerhead



採用創新空氣加壓技術，有效提升沐浴舒適度，體感效果媲美8公升/分鐘按摩花灑頭[^]。

The special designed aerator adopts the innovative Air Jet Compression Technology to deliver showering comfort comparable to a massaging jet at 8L/min[^].



空氣加壓掣
Aerator Switch

特設空氣加壓掣，打開氣孔加入空氣，保持慳水效果同時增強出水力度，為您帶來最佳舒適沐浴。

The unique Aerator Switch draws air through the air hole to increase water pressure, bringing you the most comfortable showering experience with reduced water consumption.



多角度靈活調節，適合不同位置。
Flexible holder for easy placement.



GPNB-6SSL: 內部運作效果圖
GPNB-6SSL: Internal Operating Mechanism

[#] 市面標稱流量為8公升/分鐘之一般按摩花灑頭。
[^] The 8L/min flow rate offered by a typical massaging showerhead available in the market.


速熱式電熱水器 (中央型)

Rapid Fast Flow Electric Water Heater (Central Type)

GPU-6SSL



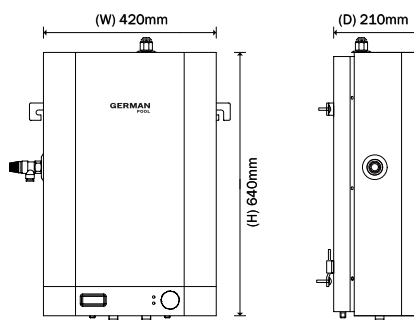
產品特點 Product Features



多點出水
Multi-point application

恆水節能花灑頭
Water-Saving Aerator
Showerhead

產品結構 Product Structure



簡潔入水喉設計，安裝接駁容易，有效避免錯誤安裝
Simple water inlet and outlet design for easy and error-free installation.

優質進口配件 First-Rated Imported Components

2合1溫度調節器及超溫斷路器 2-in-1 Thermostat & Thermal Circuit Breaker (法國製造 Made in France)

溫度調節器自動恆溫，保持水溫在預設溫度，節省能源及配合個人的使用熱水習慣。超溫斷路器設定溫度上限為82°C。嶄新2合1設計更為簡潔耐用。

Thermostat automatically maintains at preset value to save energy and accommodate individual bathing habits. Thermal circuit breaker is set at a maximum temperature of 82°C. The advanced 2-in-1 design makes it more compact and durable.

超溫及超壓排放閥 Pressure & Temperature Relief Valves (P.T.V.) (意大利製造 Made in Italy)

超溫排放固定於90°C，或壓力排放於1,000kPa。

Water discharge at 90°C or 1,000kPa.

頂級不銹鋼內膽 Premium Stainless Steel Inner Tank (日本製造 Made in Japan)

頂級耐腐蝕日本特殊不銹鋼內膽，採用氬弧釐焊技術，確保防銹、耐壓，不受水質侵蝕。

Ultra-durable Japanese stainless steel inner tank assembled by argon arc welding technology to ensure the tank is resistant to rusting, high pressure and corrosion attack by impure water.

高效發熱管 Efficient Heating Elements

優質不銹鋼雙發熱管高效加熱，發揮最高導熱效能。

Dual high quality stainless steel heating elements ensure maximum thermal efficiency.

防倒流裝置 Anti-back Syphon Device

當無水供應時控制熱水器內的水不能排出。

Prevent hot water from being syphoned back to the supply pipe during water storage period.

節能保溫設計 Effective Insulation

完密噴注式保溫層，使用先進合成樹脂纖維材料，失溫程度最低、保持熱水溫度，節省電能。

Optimal thermal insulation is achieved by the polyurethane foam layer, which slows down water heat loss and conserves electricity.

溫度顯示器 Temperature Display

溫度顯示器方便查看熱水溫度。

Temperature display conveniently indicates the water temperature.

速熱式電熱水器 (花灑型)

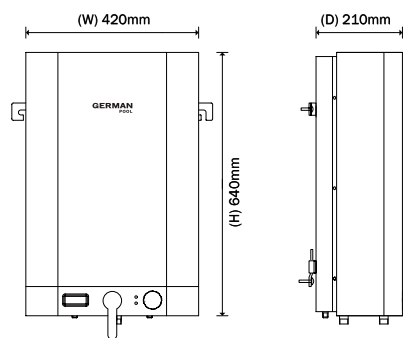
Rapid Fast Flow Electric Water Heater (Shower Type)

GPNB-6SSL

產品特點 Product Features



產品結構 Product Structure



簡潔入出水喉設計，安裝接駁容易，有效避免錯誤安裝
Simple water inlet and outlet design for easy and error-free installation.

優質進口配件 First-Rated Imported Components

2合1溫度調節器及超溫斷路器 2-in-1 Thermostat & Thermal Circuit Breaker (法國製造 Made in France)

溫度調節器自動恆溫，保持水溫在預設溫度，節省能源及配合個人的使用熱水習慣。超溫斷路器設定溫度上限為82°C。嶄新2合1設計更為簡潔耐用。

Thermostat automatically maintains at preset value to save energy and accommodate individual bathing habits. Thermal circuit breaker is set at a maximum temperature of 82°C. The advanced 2-in-1 design makes it more compact and durable.

頂級不銹鋼內膽 Premium Stainless Steel Inner Tank (日本製造 Made in Japan)

頂級耐腐蝕日本特殊不銹鋼內膽，採用氬弧氬焊技術，確保防銹、耐壓，不受水質侵蝕。

Ultra-durable Japanese stainless steel inner tank assembled by argon arc welding technology to ensure the tank is resistant to rusting, high pressure and corrosion attack by impure water.

高效發熱管 Efficient Heating Elements

優質不銹鋼雙發熱管高效加熱，發揮最高導熱效能。

Dual high quality stainless steel heating elements ensure maximum thermal efficiency.

節能保溫設計 Effective Insulation

完密噴注式保溫層，使用先進合成樹脂纖維材料，失溫程度最低、保持熱水溫度，節省電能。

Optimal thermal insulation is achieved by the polyurethane foam layer, which slows down water heat loss and conserves electricity.

溫度顯示器 Temperature Display

溫度顯示器方便查看熱水溫度。

Temperature display conveniently indicates the water temperature.

內置單控式混合龍頭 Built-in Water Mixer

內置式設計，無需另駁配件，安裝簡單方便，有效避免錯誤安裝。節省空間同時有效減少熱量流失，溫度更精準。

Built-in water mixer requires no other odd-ons. Installation is simple and less prone to errors. It also saves space and helps reduce heat loss, which ensures a more precise water temperature output.

五重保險* 安全加倍

5-Tier* Fail-safe Features



第1重：自動恆溫設備

1st Tier: Automatic Thermostatic Control



使用者可隨時因應個人習慣而調校法國製恆溫器 (最高 $75\pm 3^{\circ}\text{C}$)。溫度選定後，若溫度達到預設之最高溫，電源會立即自動被切斷；相反，當水溫低於預設溫度，電源便會自動開啟。
Temperature can be adjusted according to user's preference (max. $75\pm 3^{\circ}\text{C}$) with the French-made thermostat. When the upper limit is reached, electricity would be cut off automatically; once the water temperature drops below the lower limit, power will be resumed automatically.

第2重：超溫斷路設備

2nd Tier: Thermal Circuit Breaker



內設法國製固定溫度斷路器 (最高溫度為 82°C)。若水溫達到 82°C 時，超溫斷路裝置會立即將所有電源切斷，以提醒使用者應找註冊維修技師檢查自動恆溫器，確保安全。

The built-in French-made thermal circuit breaker is set at 82°C . If water temperature reaches 82°C , power would be cut off automatically to remind users that a proper check-up should be conducted by an authorized technician to ensure safety.

第3重：超溫感應排放閥

3rd Tier: Temperature Relief Valve



當水溫達到 90°C 時，熱水器的意大利製造超溫感應排放閥門便會自動打開，以防止熱水爐因連續加熱而產生壓縮蒸氣。

When water temperature reaches 90°C , the Italian-made temperature relief valve will open automatically to prevent buildup of steam pressure caused by continuous heating on water in the inner tank.

第4重：壓力感應排放閥

4th Tier: Pressure Relief Valve



熱水器爐膽加熱後水壓上限設定為 $1,000\text{kPa}$ (10 bar)。在不正常情況下來水壓力超越了指定壓力時，意大利製的壓力排放閥隨即自動打開閥門，將水排出。

註一：正常情況下，供水系統之來水水壓不能超過 500kPa (5 bar)，否則用戶須額外加裝減壓器。

註二：產品出廠前內膽測試壓力為 $1,200\text{kPa}$ (12 bar)。

Normal working pressure is set at $1,000\text{kPa}$ (10 bar). Under abnormal circumstances where the inner tank is subject to excessive pressure, the Italian-made pressure relief valve will open automatically to discharge water.

Note 1: Incoming pressure should not exceed 500kPa (5 bar) under normal working conditions. Otherwise, an extra pressure relief device must be installed.

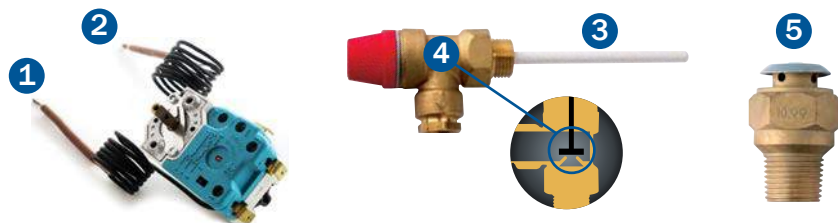

Note 2: Each inner tank has been subject to a $1,200\text{kPa}$ (12 bar) pressure test prior to shipping.

第5重：防倒流裝置

5th Tier: Anti-back Syphon Device

熱水器設有防倒流裝置，當遇到無水供應情況時 (如供水系統故障)，防倒流安全裝置能有效防止爐內熱水產生回抽作用 (back syphon)，以免內膽結構受破壞，同時保證發熱管不因缺水而乾燒。

Anti-back syphon device prevents hot water from being syphoned back to the supply pipe during water shortage period. This can effectively protect the inner tank from damage and the heating element from dry-heating.



* 只限中央型 Only applies to central type

出水 (熱)
Outlet (Hot)



產品規格 Product Specifications


RAPID FAST FLOW ELECTRIC WATER HEATER 速熱式電熱水器系列		
Type 類形	Central Type 中央型	Shower Type 花灑型
Product Image 產品圖片		
Model 型號	GPU-6SSL	GNPB-6SSL
Voltage / Frequency 電壓 / 頻率	220 V / 50 Hz	
Electric Power (kW) 功率	3 kW	
Product Dimensions (mm) 機身尺寸(毫米)	(H)640 (W)420 (D)210	
Capacity 容量	6 Gal. / 23 L	
Net Weight 淨重	17 kg	
Net Weight: Full Tank 注水後重量	40 kg	
Working Pressure 正常水壓	0.6 MPa	0 MPa
Testing Pressure 測試水壓	1.2 MPa	0.5 MPa
Water Resistance 防水等級	IPX4	
Certifications 認證	符合機電工程署電氣產品 (安全) 條例。 IEC 60335-2-21: 2012 (Sixth Edition) used in conjunction with IEC 60335-1:2010 (Fifth Edition) incl. Corr. 1:2010 and Corr. 2:2011 +A1:2013	
Energy Efficiency Label 能源標籤	1級/Grade 1	
Complimentary Set 隨機附送	恆水節能花灑頭 Water-Saving Aerator Showerhead 可調式花灑座 Adjustable Showerhead Holder 1.5米金屬花灑喉 1.5m Metal Hose	

產品規格及設計如有變更，恕不另行通知。產品外觀以實物為準。中英文版本如有出入，一概以中文版為準。最新版本以www.germanpool.com網上版為準。

安裝注意事項：所有速熱式電熱水器(熱水器)必須由經認可的專業人員安裝；整個安裝工程必須由這名人員全權負責。每部熱水器安裝手冊內的指示必須嚴格遵守。電工必須遵守適用標準和安裝規定，並確保安裝符合當地所有相關法規、供電和供水公司規定及安全規例。

Specifications and designs are subject to change without prior notice. The appearance of the actual product shall prevail. If there are any inconsistencies or ambiguities between the English version and the Chinese version, the Chinese version shall prevail. Refer to www.germanpool.com for the most up-to-date version.

Installation Notice: All electric water heaters must be installed by qualified technicians only, who will assume responsibility for the entire heater installation. Respective installation manuals of each individual heater must be strictly observed without compromises. Local Safety Regulations must also be observed - this is the sole responsibility of the executing technician.



首家榮獲
「一級能源標籤」
First To Receive
“1st Class Energy Efficiency
Label”



首創永久內膽保用、
兩年電器零件保用證明及
質量證明書，保證質量。
All water heaters come with a quality
passport with lifetime warranty for
the inner tanks and 2-year warranty
for electrical parts.



符合機電工程署電氣
產品(安全)規例
Comply With Hong Kong
Electrical Products
(Safety) Regulation

GERMAN
POOL



德國寶

SINCE 1982

35
邁向開心35載

德國寶全線熱水器系列 GERMAN POOL WATER HEATER SERIES

即熱式電熱水器

Instantaneous Electric Water Heater

德國原廠製造

MADE IN GERMANY



速熱式電熱水器

Rapid Fast Flow Electric Water Heater



儲水式電熱水器 (花灑型)

Storage Water Heater (Shower Type)



儲水式電熱水器 (中央型)

Storage Water Heater (Central Type)



數碼恆溫氣體熱水器

Instantaneous Gas Water Heater



太陽能熱水器

Solar Water Heater

澳洲製造

MADE IN AUSTRALIA



產品規格及設計如有變更，恕不另行通知。最新版本以www.germanpool.com網上版為準。
Specifications are subject to change without prior notice. Refer to www.germanpool.com for the most up-to-date version.

中英文版本如有出入，一概以中文版為準。
If there is any inconsistency or ambiguity between the English version and the Chinese version, the Chinese version shall prevail.

德國寶(香港)有限公司 GERMAN POOL (HONG KONG) LIMITED

德國寶廚櫃及電器陳列中心

香港

旗艦店及廚樂體驗館
土瓜灣馬頭角道
新寶工商中心地舖
T. +852 2773 2828

生活·廚樂概念店
九龍灣宏照道
MegaBox L5-5舖
T. +852 3907 0356

長沙灣陳列中心
長沙灣長裕街
永明工業中心地舖
T. +852 2370 3189

荃灣陳列中心
大壩街荃灣廣場
四樓435-436號舖
T. +852 2455 2382

灣仔陳列中心
灣仔摩利臣山道
22號地舖
T. +852 3110 2030

中國

深圳旗艦店
南山區HOKO購物
中心2期401-402
(即將開幕)

順德旗艦店
佛山市順德區
德順廣場三層
T. +86 757 2980 8308

澳門

偉利街陳列中心
澳門偉利街145號
寶豐工業大廈3樓
T. +853 2875 2699



香港貿易發展局2015
企業獎



香港貿易發展局
香港貿易獎



香港貿易發展局
香港貿易獎



香港貿易發展局
香港貿易獎



www.germanpool.com

www.germanpool.com



德國寶(香港) German Pool HK



德国宝

