

GERMAN
POOL

PORTABLE AIR PURIFIER

PUP-100



USER MANUAL

Please read these instructions and warranty information carefully before use and keep them handy for future reference.

SAFETY INSTRUCTIONS

1. To prevent electric shock, please remove power plug before maintaining or moving the device.
2. It is strictly prohibited to rinse the device with water. DO NOT use the device near water source or volatile flammable item to prevent electric shock.
3. DO NOT put any object into the power input port, otherwise the device cannot be operated.
4. DO NOT put any object into air outlet area to avoid malfunction.
5. Please keep the device out of reach of children.
6. DO NOT use a wet hand to insert or remove power plug in case of electric shock.
7. DO NOT clean the device with any acid-based solutions to avoid damage and electric shock.

PRODUCT STRUCTURE



OPERATION INSTRUCTIONS

1. After plugged-in, the device goes into standby mode, the button indicator light and backlight are off, and fan does not work.
2. Touch the On / Off Button (⏻) once, the device will start to work at high speed, and button indicator and backlight area will light up in gradient colors.
3. Touch the On / Off Button (⏻) again, button indicator light and backlight area will become light blue, and fan switches to low speed mode.
4. Touch the On / Off Button (⏻) for the third time, the device powers off and goes back into standby.



TROUBLESHOOTING

For some common problems, please refer to table below for troubleshooting. If the problem persists, please contact our Customer Service.

Abnormal Conditions	Possible Causes	Solution
Cannot turn on	Power disconnected.	Reconnect USB cable, power supply or power bank.
Abnormal noise	Check if there is any foreign matter inside the device.	Gently shake the machine and pour out the foreign matter.
	Device is placed on an uneven surface.	Keep the device on a flat surface.

TECHNICAL SPECIFICATIONS

Model No.	PUP-100
Voltage	DC 5V
Power	<2.5W
Air Volume	15m ³ /h
Product Dimension	(Ø) 65 x (H) 158 mm
Net Weight	0.15kg
Gross Weight	0.42kg




安全注意事項

1. 為防止觸電，在維修、清潔或移動本產品前請先拔下電源線。
2. 嚴禁用水沖洗本產品。請勿在水源或易燃易揮發物品附近使用本產品，以防止觸電。
3. 請勿在電源線接口插入電源線以外的任何物品，否則將導致本產品無法正常操作。
4. 請勿將任何物品放入排氣口，以免發生故障。
5. 請將本產品放在兒童接觸不到的地方。
6. 請勿用濕手插入或拔下電源線，以防觸電。
7. 請勿使用任何酸性溶液清潔本產品，以免造成損壞和導致觸電。

產品結構



操作說明

1. 插入USB電源線後，產品處於待機狀態，開關按鍵指示燈和背光燈均熄滅，風扇不運作。
2. 按開關按鍵 ，風扇以高風速運行，開關按鍵指示燈和背光燈區域呈紫色漸變。
3. 在高風速狀態下再按開關按鍵 ，開關按鍵指示燈和背光燈區域變為藍色，風扇以低風速運行。
4. 在低風速狀態下再按開關按鍵 ，產品關閉電源並進入待機狀態。

觀看操作視頻



故障檢修

常見故障處理方法，請參照表格進行檢查，無法處理時請與維修中心聯絡。

故障情況	可能原因	排除辦法
無法開機	電源斷開	重新連接USB電源線、電源供應或行動電源
發出不正常聲音	產品內部可能有雜物	輕輕倒出及清除產品內部的雜物
	產品未有正確地放在平面上	將產品放置在平坦表面上

技術規格

型號	PUP-100
電壓	DC 5V
功率	<2.5W
風量	15m ³ /h
產品尺寸	(Ø) 65 x (H) 158 mm
淨重	0.15kg
總重量	0.42kg

保用條款

此保用提供德國寶產品之機件在正常使用下壹年保用 (自購買日起計算)。

* 貴戶須在購機十天內，以下列其中一種方式向本公司登記資料，保用手續方正式生效：

- 1) 請至本公司購買內之保用登記簿
www.germanpool.com/warranty
- 2) 請至保用登記卡，郵寄至本公司。



Warranty Terms & Conditions

Under normal operations, the product will guarantee a 1-year full warranty provided by German Pool (effective from the date of purchase).

* This warranty is not valid until customer registration information is received by our Service Centre within 10 days of purchase via one of the following means:

- 1) Visit our website and register online:
www.germanpool.com/warranty
- 2) Complete all the fields on the attached Warranty Card and mail it back to our Customer Service Centre.



另請填妥以下表格並與正本發票一併保存，以便維修時核對資料。用戶提供之所有資料必須正確無誤，否則免費保用將會無效。

Please fill out the form below. This information and the original purchase invoice will be required for any repairs. Warranty will be invalidated if information provided is found to be inaccurate.

型號 Model No.: PUP-100

機身號碼 Serial No.: _____ 發票號碼 Invoice No.: _____

購買商號 Purchased From: _____ 購買日期 Purchase Date: _____

1. 未能出示購買發票正本者，將不獲免費維修服務。
2. 用戶應依照說明書的指示操作。本保用並不包括：
 - 上門安裝、檢驗、維修或更換零件之人工以及一切運輸費用；
 - 因天然與人為意外造成的損壞 (包括運輸及其他)；
 - 任何塑膠附件及輔助裝置；
 - 電源接合不當、不依說明書而組裝或疏忽使用本機所引致之損壞。
3. 於下列情況下，用戶之保用資格將被取消：
 - 購買發票有任何非謬可之刪改；
 - 產品被用作商業或工業用途；
 - 產品經非認可之技術人員改裝或加裝任何配件；
 - 機身編號被擅自塗改、破壞或刪除。
4. 總代理有權選擇維修或更換配件。
5. 產品一經轉讓，其保用即被視作無效。
1. Customer who fails to present original purchase invoice will be disqualified for free warranty.
2. Customer should always follow the operating instructions. This warranty does not apply to:
 - labour costs for on-site installation, check-up, repair, replacement of parts and other transportation costs;
 - damages caused by accidents of any kind (including transport and others);
 - plastic parts and accessories;
 - operating failures resulted from incorrect voltage, improper operations and unauthorized installations or repairs.
3. This warranty is invalid if:
 - purchase invoice is modified by unauthorized party;
 - product is used for any commercial or industrial applications;
 - product is repaired or modified by unauthorized personnel, or unauthorized parts are installed;
 - serial number is modified, damaged or removed from the product.
4. German Pool will, in its discretion, repair or replace any defective part.
5. This warranty will be void if there is any transfer of ownership from the original purchaser.

客戶服務及維修中心

香港 澳門
九龍海濱廣場1-3號 澳門保利來街145號
九龍寶雲10樓 寶雲工業大廈3樓
電話: +852 2333 6249 電話: +853 2875 2699
傳真: +852 2356 9798 傳真: +853 2875 2661
電郵: repairs@germanpool.com

Customer Service & Repair Centre

Hong Kong Macau
10/F, Kowloon Godown 3/F, Edificio Industrial Pou Fung,
1-3 Kai Hing Road, Kowloon Bay, 145 Rua de Francisco Xavier Pereira,
Kowloon, Hong Kong Macau
Tel: +852 2333 6249 Fax: +853 2875 2699
Tel: +852 2356 9798 Fax: +853 2875 2661
Email: repairs@germanpool.com