

**GERMAN
POOL**

MULTIFUNCTIONAL UV STERILIZER

UVC-100



USER MANUAL

Please read these instructions and warranty information carefully before use and keep them handy for future reference.

SAFETY INSTRUCTIONS

1. **WARNING:** Never look at the UV lamp either directly or through mirrored glass as it may be damaging to your eyes.
2. **WARNING:** Lid should always remain closed during operation.
3. **WARNING:** Do not tamper with the lid's auto-shutoff safety mechanism or attempt to operate the unit with the lid open.

REMINDER:

1. This product's performance and effectiveness are subjected to disinfection time, item being disinfected and surrounding environmental factors.
2. This product is not a medical device. We do not claim that this product can treat, heal or defend against any illness or medical condition, or reduce its spread or severity.

PRODUCT STRUCTURE

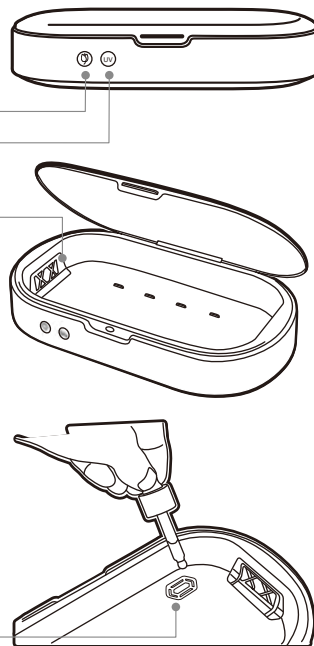
Ⓜ Aromatizer Button

ⓊV UV Sterilization Button

Ultraviolet Tube

Aroma Liquid Inlet

(Aroma liquid dropper not included)



Operating Instructions

1. Before using this product, please make sure power supply input is 5V.
2. Sterilization and aroma functions can be carried out at the same time.
3. Please use the original power supply line. Unqualified power supply lines may affect the sterilizer's normal operation.
4. You may select the external power adaptor, just ensure that the input current is not less than 1A. Otherwise, it will affect the sterilizing efficiency.
5. The amount of essence liquid added to essence box should not exceed 4 drops. Please use plant essential oil, or other non-corrosive liquids to avoid damage to the equipment.

Aromatizer Function



1. Put no more than 4 drops of aroma liquid into the Aroma Liquid Inlet.
2. Press the Aromatizer Button, buzzer will emit a 'click' sound, the Aromatizer Indicator Light will light up, and aromatization process will begin. Aromatization process will complete in 10 minutes.
3. After aromatization process is completed, or if you press the Aromatizer Button again during the aromatization process, buzzer will emit a 'double-click' sound, the Aromatizer Indicator Light will turn off, and aromatization process will stop.

UV Sterilization Function



1. Press the UV Sterilization Button, the buzzer will emit a 'click' sound, the Sterilizer Indicator Light will light up, and sterilization process will begin. Sterilization process will complete in 5 minutes.
2. After sterilization process is completed, or if you press the UV Sterilization Button again during the sterilization process, buzzer will emit a 'double-click' sound, the Sterilizer Indicator Light will turn off, and sterilization process will stop.
3. If product lid is opened during sterilization process, the product will automatically stop working, and Sterilizer Indicator Light will turn off.

SPECIFICATION

Model No.	UVC-100
Rated Voltage	5V
Rated Power	2W
UV Wavelength	253.7 μ m
Product Dimensions	(H)46 (W)231 (D)127 mm
Inner Dimensions	(H)30 (W)199 (D)105 mm
Net Weight	240g

Specifications are subject to change without prior notice.
If there is any inconsistency or ambiguity between the English version and the Chinese version, the Chinese version shall prevail.
Refer to www.germanpool.com for the most up-to-date version of the Operating Instructions.

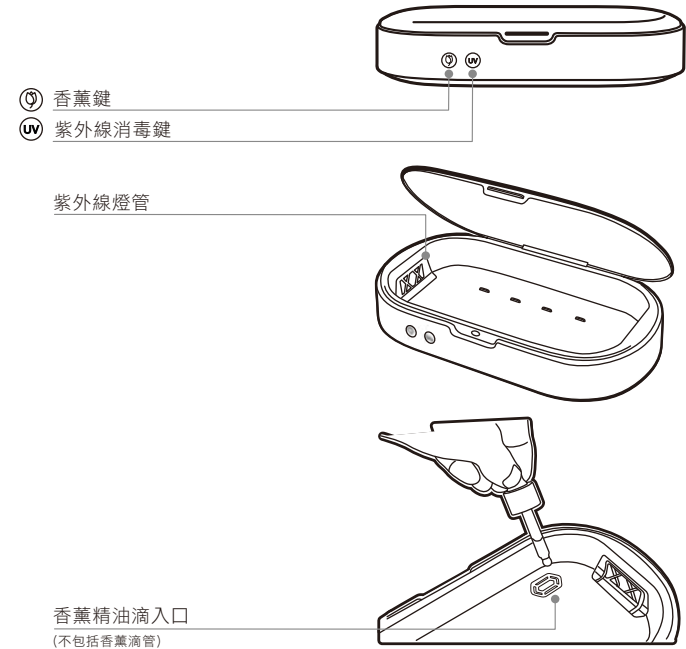
安全注意事項

1. 警告：切勿直接或通過反射觀看紫外線燈，否則可能導致視力永久受損。
2. 警告：蓋子在操作過程中應始終保持關閉狀態。
3. 警告：請勿自行改裝盒蓋的自動關閉安全裝置，或嘗試在盒蓋打開的情況下操作本產品。

注意：

1. 實際使用效率會視乎物件體積、使用時間等因素而有所差異。
2. 本產品並非醫療用品；我們絕無聲稱本產品能處理、治療或防禦任何疾病，或減低其擴散或嚴重性。


產品結構




使用說明

1. 使用本產品前，請確保提供5V電源輸入。
2. 消毒、香薰功能可同時使用。
3. 請使用原裝電源線，非原裝電源線可能會影響本產品正常工作。
4. 外部電源適配器可自行選配，直流輸入電流不低於1A，否則會影響消毒效率。
5. 在精油盒加注精油的份量不能超過4滴，建議使用植物精油，請勿使用帶腐蝕性的液體，以防對設備造成損害。

香薰功能

	<ol style="list-style-type: none">1. 在香薰精油滴入口滴入不超過4滴精油。
	<ol style="list-style-type: none">2. 按下「香薰鍵」，蜂鳴器發出聲響一聲，指示燈常亮，啟動香薰功能，運行時間為10分鐘。
	<ol style="list-style-type: none">3. 完成香薰功能後，或過程中再按「香薰鍵」，蜂鳴器發出聲響兩聲，指示燈熄滅，停止香薰功能。

紫外線消毒功能

	<ol style="list-style-type: none">1. 按下「紫外線消毒鍵」，蜂鳴器發出聲響一聲，指示燈常亮，啟動消毒功能，運行時間為5分鐘。
	<ol style="list-style-type: none">2. 完成消毒後，或過程中再按「紫外線消毒鍵」，蜂鳴器發出聲響兩聲，指示燈熄滅，停止消毒功能。
	<ol style="list-style-type: none">3. 在消毒過程中打開面蓋，將自動停止消毒功能，指示燈熄滅。

技術規格

型號	UVC-100
電壓	5V
功率	2W
紫外線波長	253.7 μm
產品尺寸	(H)46 (W)231 (D)127 mm
內格尺寸	(H)30 (W)199 (D)105 mm
淨重	240g

產品規格及設計如有變更，恕不另行通知。
中英文版本如有出入，一概以中文版為準。
本產品使用說明書以 www.germanpool.com 網上版為最新版本。

保用條款

此保用提供德國寶產品之機件在正常使用下壹年保用(自購買日起計算)。

* 貴戶須在購機十天內，以下列其中一種方式向本公司登記資料，保用手續方正式生效：

- 1) 填妥本公司網頁內之保用登記表格
www.germanpool.com/warranty
- 2) 填妥保用登記卡，郵寄至本公司。



另請填妥以下表格並與正本發票一併保存，以便維修時核對資料。用戶提供之所有資料必須正確無誤，否則免費保用將會無效。 Please fill out the form below. This information and the original purchase invoice will be required for any repairs. Warranty will be invalidated if information provided is found to be inaccurate.

型號 Model No.: UVC-100

機身號碼 Serial No.: _____

購買商號 Purchased From: _____

1. 未能出示購買發票正本者，將不獲免費維修服務。
2. 用戶應依照說明書的指示操作。本保用並不包括：
 - 上門安裝、檢驗、維修或更換零件之人工以及一切運輸費用；
 - 因天然與人為意外造成的損壞(包括運輸及其他)；
 - 任何塑膠附件及輔助裝置；
 - 電源接合不當、不依說明書而錯誤或疏忽使用本機所引致之損。
3. 於下列情況下，用戶之保用資格將被取消：
 - 購買發票有任何非認可之刪改；
 - 產品被用作商業或工業用途；
 - 產品經非認可之技術人員改裝或加裝任何配件；
 - 機身編號被擅自塗改、破壞或刪除。
4. 總代理有權選擇維修或更換配件。
5. 產品一經被轉讓，其保用即被視作無效。

Warranty Terms & Conditions

Under normal operations, the product will guarantee a 1-year full warranty provided by German Pool (effective from the date of purchase).

* This warranty is not valid until customer registration information is received by our Service Centre within 10 days of purchase via one of the following means:

- 1) Visit our website and register online:
www.germanpool.com/warranty
- 2) Complete all the fields on the attached Warranty Card and mail it back to our Customer Service Centre.



發票號碼 Invoice No.: _____

購買日期 Purchase Date: _____

1. Customer who fails to present original purchase invoice will be disqualified for free warranty.
2. Customer should always follow the operating instructions. This warranty does not apply to:
 - labour costs for on-site installation, check-up, repair, replacement of parts and other transportation costs;
 - damages caused by accidents of any kind (including transport and others);
 - plastic parts and accessories;
 - operating failures resulted from incorrect voltage, improper operations and unauthorized installations or repairs.
3. This warranty is invalid if:
 - purchase invoice is modified by unauthorized party;
 - product is used for any commercial or industrial applications;
 - product is repaired or modified by unauthorized personnel, or unauthorized parts are installed;
 - serial number is modified, damaged or removed from the product.
4. German Pool will, in its discretion, repair or replace any defective part.
5. This warranty will be void if there is any transfer of ownership from the original purchaser.

客戶服務及維修中心

香港
九龍灣啟興道1-3號
九龍貨倉10樓
電話：+852 2333 6249
傳真：+852 2356 9798
電郵：repairs@germanpool.com

澳門
澳門偉利喇街145號
寶豐工業大廈3樓
電話：+853 2875 2699
傳真：+853 2875 2661

Customer Service & Repair Centre

Hong Kong
10/F, Kowloon Godown
1-3 Kai Hing Road, Kowloon Bay,
Kowloon, Hong Kong
Tel: +852 2333 6249
Fax: +852 2356 9798
Email: repairs@germanpool.com

Macau
3/F, Edifício Industrial Pou Fung,
145 Rua de Francisco Xavier Pereira,
Macau
Tel: +853 2875 2699
Fax: +853 2875 2661