

UV-C LED STERILIZING VACUUM BOTTLE

SVB-250



USER MANUAL

Please read these instructions and warranty information carefully before use and keep them handy for future reference.

Warning and Recommendations

⚠ WARNING!
UV-C is harmful to the human body. Do not look at the UV-C LED or shine it onto exposed skin. Doing so may result in permanent damage to one's eyes and skin.

This product utilizes UV-C sterilization to eliminate 99.99% E.coli in beverages. (Test Report: SGS #NBF 19-009656-01)

UV-C Safety and Special Note

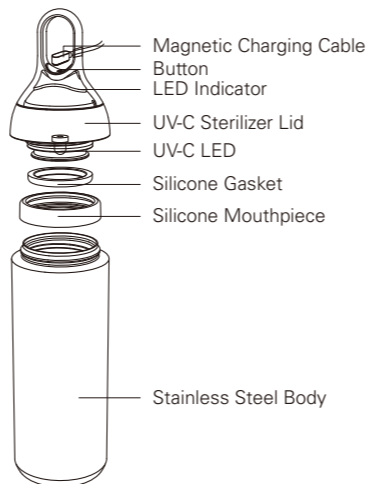
1. UV-C DOES NOT remove contaminant and SHOULD NOT be used as a filter. UV-C only kills pathogens.
2. UV-C DOES NOT prevent perishable goods such as milk and juices from spoiling, please clean the product after using it with perishable goods.
3. UV-C can be absorbed by various liquids, sterilization results may vary greatly. USE THIS PRODUCT WITH WATER.
4. Using UV-C sterilization on water above 60°C / 140°F is NOT RECOMMENDED.

General Safety

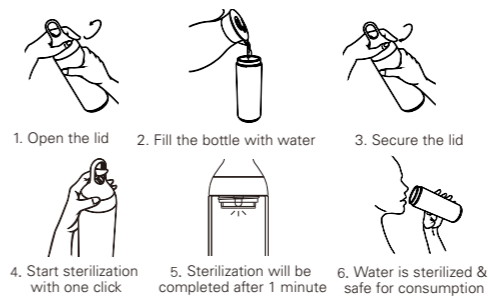
1. Please thoroughly wash the product with warm water and a mild detergent before first use.
2. The stainless-steel body is dishwasher safe.
3. The lid is NOT dishwasher safe.
4. This product is NOT microwave safe.
5. The lid contains a lithium ion battery, DO NOT expose this product to extreme heat or use it near fire.
6. The sterilizer lid is NOT user-serviceable and SHOULD NOT be disassembled.
7. Please dispose of the lid responsibly. Refer to your local e-waste disposal regulations.
8. DO NOT look at the UV-C LED or shine it onto exposed skin. Doing so may result in permanent damage to one's eyes and skin.

9. DO NOT put dry ice, carbonated drinks, or other substances that may cause an increase in pressure into this product.
10. Please be advised that the contents may be extremely hot or cold.
11. Please wash the product periodically.
12. To ensure this product provides a reliable and long lasting service, please protect the product from severe shocks or vibrations.
13. The sterilizer lid is IP67-rated. However, it is ill-advised to keep the product submerged. Please dry the lid after each wash to prolong the product its life.
14. CHILDREN SHOULD ONLY USE THIS PRODUCT UNDER ADULT SUPERVISION.
15. To achieve optimal temperature retention, it is advisable to pre-heat or pre-chill the interior of the bottle with hot water or ice.

Product Structure



Operating Instructions



LED Indicator

Purple Blinking	Sterilization in progress
Rapid red blinking	Low battery warning (Battery level <5%)
	During sterilization, if lid and body are separated, sterilization will be disabled by safety sensor
Red blinking	Charging (Battery level <30%)
Orange blinking	Battery half-charged (Battery level <70%)
Green blinking	Battery nearly full (Battery level near 100%)

Quick Sterilization Function

Give button a quick press to activate, status LED will start blinking purple. Each session lasts 60 seconds. To cancel session, press the button again. LED will blink purple once and session stops.

Constant Sterilization Function

Long-press button for 3 seconds, status LED will start blinking purple. Sterilization will continue until user presses the button again, then the sterilization process will stop.

Safety Lock Function

Long-press button for 10 sec to engage safety lock. The UV-C LED will be disabled. To disengage safety lock, connect the bottle to the charging cable.

Auto Stop Function

The bottle will disable its UV-C LED when the lid and body are separated. The status LED will blink red 4 times to alert user.

⚠ WARNING!
DO NOT continuously touch on the silicone seal ring as that may accidentally activate the UV-C LED lamp.

Charging

Attach the charging cable to the charging port, the status LED will light up. (Refer to LED Indicator section)

Technical Specification

Model	SVB-250
Voltage	DC 5V
Power	1.2W
Capacity	500ml
UV-C Wavelength	265nm - 280nm
Battery Capacity	250mAh
Dimension	(H) 260 (Ø) 72 mm
Net Weight	322g

Specifications are subject to change without prior notice.

If there is any inconsistency or ambiguity between the English version and the Chinese version, the English version shall prevail.

Refer to www.germanpool.com for the most up-to-date version of the Operating Instructions.

警告及注意事項



警告！

UV-C對人體有害。請勿以任何角度望

UV-C LED或將其照射在裸露的皮膚上。

否則有機會對眼睛和皮膚造成永久損害。

本產品以UV-C LED殺滅99.99%飲品中的大腸桿菌。
(檢測報告：SGS #NBF19-009656-01)

UV-C安全及特別注意事項

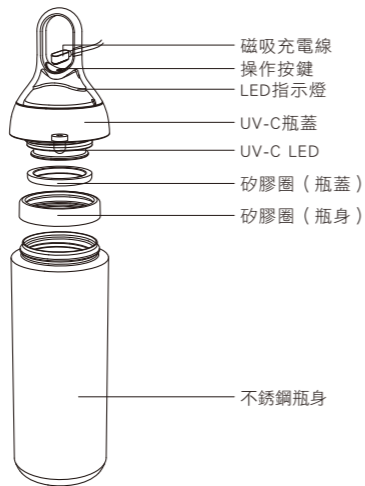
- UV-C無法去除污染物，因此不應當作過濾器使用；UV-C僅用於殺死病原體。
- UV-C無法防止牛奶和果汁等飲品變質，請在裝載此類易變質飲品後儘快清潔本產品。
- UV-C可以被各種液體吸收，殺菌效果可能會有所差異。為達到最佳殺菌效果，建議只為清水進行UV-C殺菌。
- 不建議對60° C / 140° F以上的水進行UV-C殺菌。

使用注意事項

- 首次使用前，請用溫水和中性清潔劑徹底清潔產品。
- 本產品的銹鋼瓶身可使用洗碗機清潔。
- 本產品的瓶蓋不可使用洗碗機清潔。
- 本產品不可放入微波爐加熱。
- 本產品的瓶蓋內裝有鋰離子電池，請勿將本產品曝露於高溫或在火源附近使用。
- 本產品的瓶蓋包含電子設備以及鋰離子電池。用戶請勿自行維修或拆卸本產品。
- 請負責任地處理或棄置本產品的瓶蓋，請參閱您當地的法律。
- 請勿以任何角度望UV-C LED或將其照射在裸露的皮膚上。否則有機會對眼睛和皮膚造成永久損害。

- 請勿將乾冰、碳酸飲料或其他可能引起壓力升高的物質放入本產品。
- 本產品內所裝載的物品可能非常高溫或非常低溫，請注意使用。
- 請定期清潔本產品。
- 為確保本產品能可靠及持久地使用，請保護本產品免受嚴重衝擊或振動。
- 本產品的瓶蓋的防護等級為IP67。但建議不要將之浸入水中。每次清潔後請將之擦乾以延長產品壽命。
- 兒童只能在成人的監督下使用本產品。
- 為獲得最佳保溫效果，建議先用熱水或冰塊對瓶內部進行預熱或預冷。

產品結構



使用說明



LED指示燈

紫色閃爍	正在殺菌
紅色快速閃爍	低電量警告 (電量少於5%)
	瓶蓋與瓶身分離警告 (中止殺菌功能)
紅色閃爍	正在充電 (電量少於30%)
橙色閃爍	正在充電 (電量少於70%)
綠色閃爍	正在充電 (電量接近100%)

快速殺菌功能

按下「操作按鍵」啟動此功能，LED指示燈以紫色閃爍，持續60秒；再按一次可即時停止殺菌。

持續殺菌功能

長按「操作按鍵」3秒啟動此功能，LED指示燈以紫色閃爍，持續直至再按一次按鈕以停止殺菌。

安全鎖功能

長按「操作按鍵」10秒以禁用殺菌功能；將瓶蓋連接到磁吸充電線以解除安全鎖。

自動停止殺菌功能

當瓶蓋與瓶身分離，將自動停止殺菌功能，LED指示燈以紅色快速閃爍4次。



警告！

如用家持續接觸瓶蓋矽膠圈，有機會誤啟UV-C LED燈。

充電方法

將磁吸充電線連接到充電接口，LED指示燈因應電量以相應顏色閃爍；充滿電後，LED指示燈熄滅。

(詳見LED指示燈部份)

技術規格

型號	SVB-250
電壓	DC 5V
功率	1.2W
容量	500ml
UV-C波長	265nm - 280nm
電池容量	250mAh
產品尺寸	(H) 260 (Ø) 72 mm
淨重	322g

- 產品規格及設計如有變更，恕不另行通知。
- 中英文版本如有出入，一概以英文版為準。
- 本產品使用說明書以 www.germanpool.com 網上版為最新版本。

保用條款

此保用提供德國寶產品之機件在正常使用下壹年保用(自購買日起計算)。

* 客戶須在購機十天內，以下列其中一種方式向本公司登記資料，保用手續方式生效：

- 1) 填妥本公司網頁內之保用登記表格
www.germanpool.com/warranty
- 2) 填妥保用登記卡，郵寄至本公司。



Warranty Terms & Conditions

Under normal operations, the product will guarantee a 1-year full warranty provided by German Pool (effective from the date of purchase).

* This warranty is not valid until customer registration information is received by our Service Centre within 10 days of purchase via one of the following means:

- 1) Visit our website and register online:
www.germanpool.com/warranty
- 2) Complete all the fields on the attached Warranty Card and mail it back to our Customer Service Centre.



另請填妥以下表格並與正本發票一併保存，以便維修時核對資料。用戶提供之所有資料必須正確無誤，否則免費保用將會無效。

Please fill out the form below. This information and the original purchase invoice will be required for any repairs. Warranty will be invalidated if information provided is found to be inaccurate.

型號 Model No.: SVB-250

機身號碼 Serial No.: _____ 發票號碼 Invoice No.: _____

購買商號 Purchased From: _____ 購買日期 Purchase Date: _____

1. 未能出示購買發票正本者，將不獲免費維修服務。
2. 用戶應依照說明書的指示操作。本保用並不包括：
 - 上門安裝、檢驗、維修或更換零件之人工以及一切運輸費用；
 - 因天然與人為意外造成的損壞 (包括運輸及其他)；
 - 任何塑膠附件及輔助裝置；
 - 電源接合不當、不依說明書而錯誤或疏忽使用本機所引致之損壞。
3. 於下列情況下，用戶之保用資格將被取消：
 - 購買發票有任何非認可之更改；
 - 產品被用作商業或工業用途；
 - 產品經非認可之技術人員改装或加装任何配件；
 - 機身編號被擅自塗改、破壞或刪除。
4. 總代理有權選擇維修或更換配件。
5. 產品一經被轉讓，其保用即被視作無效。
1. Customer who fails to present original purchase invoice will be disqualified for free warranty.
2. Customer should always follow the operating instructions. This warranty does not apply to:
 - labour costs for on-site installation, check-up, repair, replacement of parts and other transportation costs;
 - damages caused by accidents of any kind (including transport and others);
 - plastic parts and accessories;
 - operating failures resulted from incorrect voltage, improper operations and unauthorized installations or repairs.
3. This warranty is invalid if:
 - purchase invoice is modified by unauthorized party;
 - product is used for any commercial or industrial applications;
 - product is repaired or modified by unauthorized personnel, or unauthorized parts are installed;
 - serial number is modified, damaged or removed from the product.
4. German Pool will, in its discretion, repair or replace any defective part.
5. This warranty will be void if there is any transfer of ownership from the original purchaser.

客戶服務及維修中心

中國香港

九龍彌敦道59號3樓
九龍灣保潔中心地下B室
電話：+852 2333 6249
傳真：+852 2356 9798
電郵：repair@germanpool.com

中國澳門

澳門博利街145號
寶龍工業大廈3樓
電話：+853 2875 2699
傳真：+853 2875 2661
Email: repair@germanpool.com

Customer Service & Repair Centre

HongKong, China

Unit B, G/F, Sunshine Kowloon
Bay Cogo Centre, 59 Ta Yip Street,
Kowloon Bay, Kowloon
Tel: +852 2333 6249
Fax: +852 2356 9798
Email: repair@germanpool.com

Macau, China

3/F, Edificio Industrial Pou Fung
145 Rua de Francisco Xavier Pereira,
Macau
Tel: +853 2875 2699
Fax: +853 2875 2661
Email: repair@germanpool.com